

# ENODE SENSOR

The Enode Sensor is a lightweight, 16-gram device for Velocity Based Training, delivering lab-grade precision in a compact, wireless design. It uses advanced inertial sensors validated against 3D motion capture to track movement accurately. Integrated magnets and straps allow quick attachment to barbells, plates, machines, or dumbbells. The sensor provides real-time feedback on velocity, power, and bar path. Athletes can quantify effort and autoregulate loads for every exercise. Its versatile design works across all training modalities. The Enode Sensor makes every workout data-driven, efficient, and optimized for strength development.

TRACKS VELOCITY, POWER,  
FORCE, AND PATH

12 HOURS PERFORMANCE  
ON A SINGLE CHARGE

ULTRA-LIGHTWEIGHT 16G  
DESIGN FITS ANY EQUIPMENT

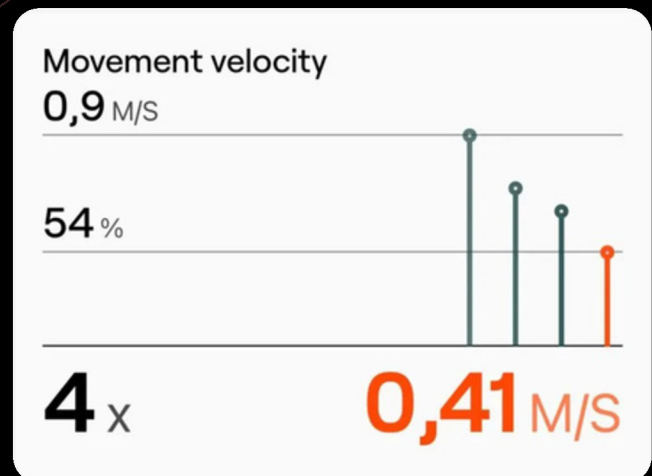
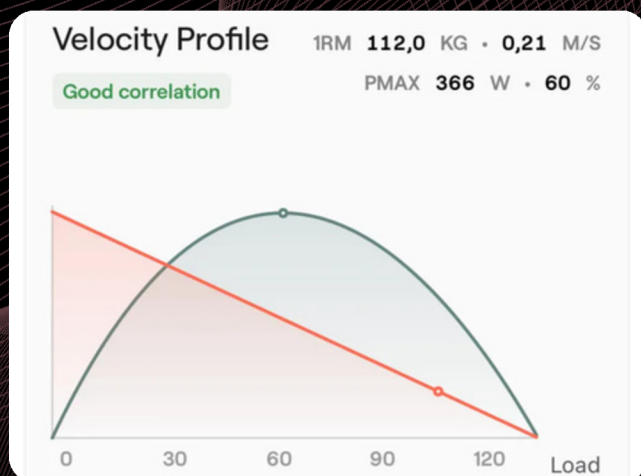

LAB-GRADE ACCURACY VALIDATED  
AGAINST MOTION CAPTURE

WIRELESS BLUETOOTH SYNCING  
FOR INSTANT ANALYSIS

INCLUDES STRAP FOR  
DUMBBELLS & BODYWEIGHT

AUTO-START AND STANDBY  
TO SAVE POWER

INSTANT REAL-TIME FEEDBACK  
AFTER EVERY REPETITION



- Enode is your weight-room navigator, turning movement data into clear, goal-based training recommendations
- It comes with straps, magnetic adapters, and a charging case for easy setup on any equipment

# Technical Specifications



## Dimensions

44 × 27 × 13 mm (smallest on market)



## Weight

16 g ultra-lightweight design



## Sensor Tech

6-axis IMU (Accelerometer + Gyro)



## Battery Life

12+ hours continuous use (rechargeable)



## Connectivity

Bluetooth LE with 15m wireless range



## Accuracy

Lab-grade validation ( $r > 0.95$  vs Vicon)



## Mounting

Built-in magnets & strap for all tools



## Sampling Rate

1,000 Hz internal data processing



## Automation

Auto-start and standby to save power



## Measuring Range

Captures velocity  $> 0.15$  m/s



## Compatibility

Works with iOS, Android & Apple Watch



## Durability

Impact-resistant casing for gym use



We are a complete solution provider for all your Sport Science, Biomechanics, SnC, Physiology, Data Management, Data Analysis, & High Performance Management needs. We are your partners in excellence!

## Get in Touch...!

**MEDEVICE  
HEALTHTECH**

TRUST | TECHNOLOGY | INNOVATION

✉ sales@medevice.co

☎ +91 94056 60000 / +91 75881 34567

📍 Pune

## Scan for More Products & Videos



medevice.co



Enode Sensor  
Video



// MedeviceHealthtech